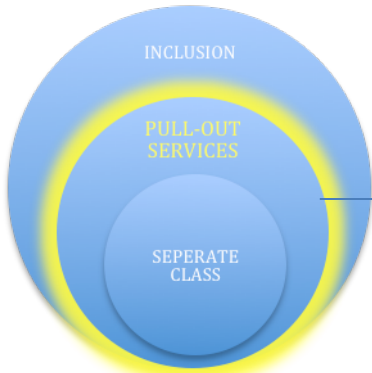


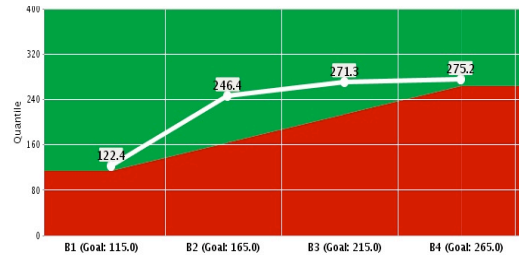
OFFICE OF SPECIAL PROGRAMS CURRICULUM OVERVIEW
 ELEMENTARY PULL-OUT PROGRAMS
 RALEIGH COUNTY 2013



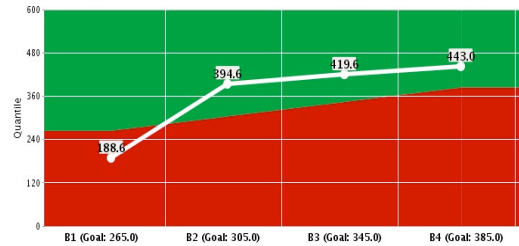
Delivery Models for Pull-Out services in Reading and Math:
 Reading= Read Well K-5
 Math= Vmath K-5

Elementary Vmath 2012-2013 Data Results
 Measured in Quantile (Q)Growth

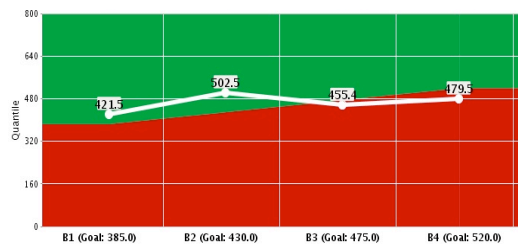
Level C
 Program Quantile Goal Range: **115Q- 265Q**
 Raleigh County End Goal: **275Q**
 This shows an increase of approximately **153Q** points.



Level D
 Program Quantile Goal Range: **265Q-385Q**
 Raleigh County End Goal: **441Q**
 This shows an increase of approximately **253Q** points.



Level E
 Program Quantile Goal Range: **385Q-520Q**
 Raleigh County End Goal: **479.5Q**
 This shows an increase of approximately **58Q** points.



Elementary Read Well 2012-2013 Data Results
 Measures Increase in Reading Fluency

The Read Well program measures a student's reading fluency through timed End- of- Unit assessments. Students can score from a range of no pass to a strong pass.

