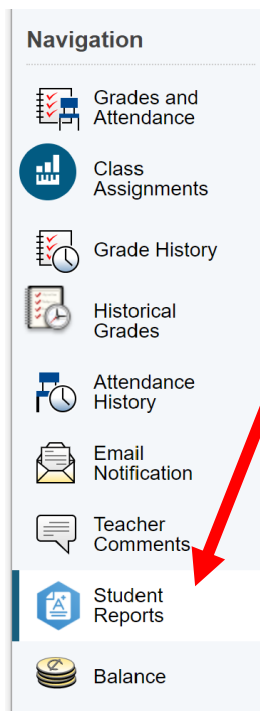
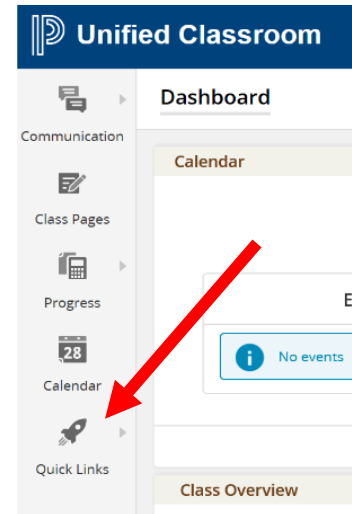
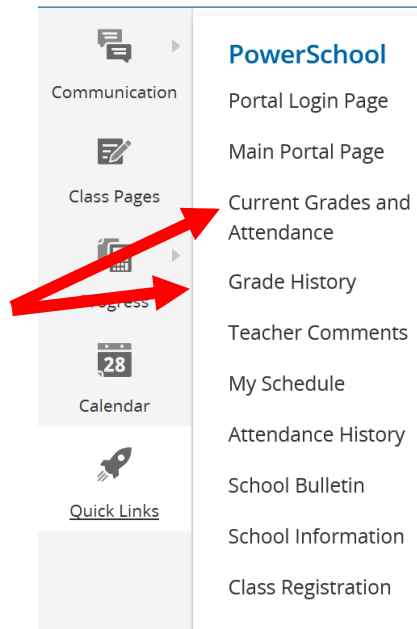


How to View Student Reports: For Parents/Guardians & Students

1. Log into Unified Classroom and Select “Quick Links” from the left navigation menu.

2. From the secondary menu, Select any of the PowerSchool options such as: Main Portal Page, Current Grades and Attendance, Grade History, etc. They all lead you to your preferred start page in the grade portal.



3. From the portal menu, Select “Student Reports”.

4. All Archived Reports will be available via links for viewing.

Student Reports Sample, Student

Report Name	Date Archived
20-21 T1 Report Card	12/11/2020
20-21 T1 Progress Reports	10/16/2020
19-20 T3 Standards Based Report Card 8th Grade	06/26/2020
19-20 T2 Standards Based Report Card 5-8	03/27/2020
19-20 T1 Sample Standards Based Report Card	03/26/2020

5. To save a copy, use the “Print” button in the top left corner and SAVE as PDF.

