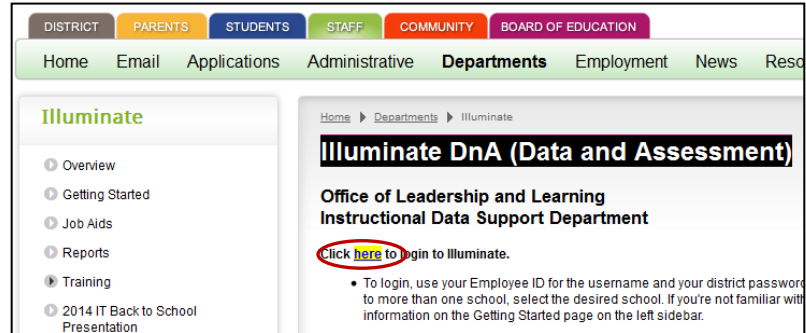




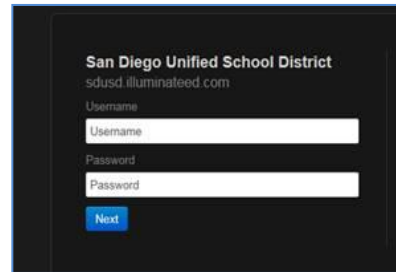
# Accessing Cumulative FITNESSGRAM Results in Illuminate for Grades 9-12

## STEP 1: LOGIN

- 1) Go to <http://www.sandi.net/illuminate>.
- 2) Select "Click [here](#)".

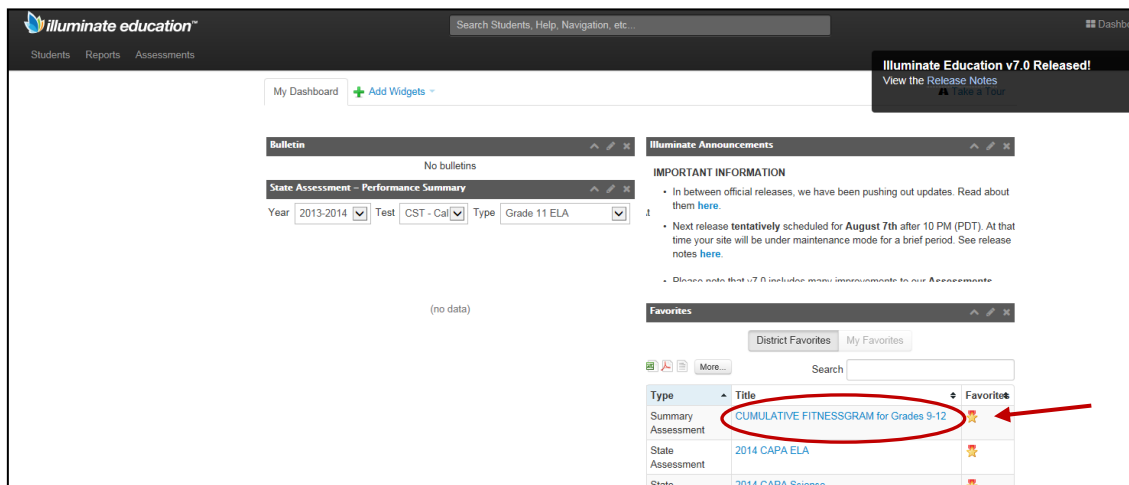


- 3) Use your employee ID for the username and district password to login. Select desired school site if applicable.



## STEP 2: SELECT THE REPORT

- 1) Locate the **Favorites** widget on the **Dashboard**. Make sure the "District Favorites" button is selected.
- 2) Select the "**CUMULATIVE FITNESSGRAM for Grades 9-12**" Summary Assessment. (To find a report or assessment under **Favorites**, type the title in the **Search** box or click on the "Title" column heading to sort alphabetically.)



## Entering Student Assessment Results, continued

---

3) You will see two reports available. Click on the title of the desired report.

The screenshot shows the Illuminate Education interface for the 'CUMULATIVE FITNESSGRAM for Grades 9-12' report. The interface includes a search bar at the top, navigation tabs (Overview, Information, Columns, Responses), and a table of custom reports. Two red arrows point to the report titles in the table.

Title	Author
2014-15 Students to take Fall Fitnessgram	Admin, Test
CUMULATIVE FITNESSGRAM for Grades 9-12 Report	Admin, Test

If you have questions about Illuminate, email [help@illuminateed.com](mailto:help@illuminateed.com) or call 949-242-0343. If you have questions about FITNESSGRAM, email Sonya Hill at [shill1@sandi.net](mailto:shill1@sandi.net).