

HOOSIC VALLEY CENTRAL SCHOOL

Transportation Dept.

Wayne B. Akin
Transportation Supervisor

2 Pleasant Ave.
Schaghticoke, N.Y. 12154
Phone 753-4458

Dear Kindergarten Parent or Guardian,

It won't be long and school will be starting. You may be nervous about sending your kindergartner off to his/her first day. We all have one thing in common; we care about your child's safety. One way to ensure their safety, is to go over a few simple rules. Practice with your child how to safely wait for and board the school bus.

Below are some helpful hints that will get you started.

Please have your child at his/her bus stop 5 minutes prior to bus arrival.

If your child needs to cross the road to board or disembark the bus, always have them follow the direction of the bus driver.

If your child's pick-up or drop-off changes, you must notify the school in writing with the exact 911 address.

Large musical instruments, skate boards and living creatures are not allowed on school buses. Eating or drinking is prohibited on the bus.

Seat Belts are available on school buses and students are encouraged to use them.

If your child need's transportation to a different location a note must have the following information.

1. FULL NAME OF STUDENT
2. EXACT LOCATION WITH NAME AND ADDRESS.
3. NAME OF PERSON OR FAMILY MEMBER AT DESTINATION
4. DATE
5. ROUTE NUMBER OF THE BUS
6. PARENT/GUARDIAN SIGNATURE


If you have any further questions, please contact the Transportation Department at 753-4458 ext. 1503

Sincerely,


Wayne B. Akin
Transportation Supervisor

**LIFE SAVING TIPS
FOR CHILDREN**


 "CHECK BEFORE YOU STEP"

 "DON'T GET ITEMS CAUGHT ON
HANDRAIL OR IN DOOR"

 "I SEE YOU, YOU SEE ME"

 "WAIT FOR THE DRIVER'S
SIGNAL TO CROSS"

 "LEFT, RIGHT, AND LEFT
AGAIN"

 "USE BACKPACKS OR
BOOKBAGS"

 "HORN MEANS DANGER"

FOLLOW THESE BUS RULES

- 1. The bus driver may assign seats.**
- 2. Be courteous**
- 3. No profanity**
- 4. Do not eat or drink on the bus;
Keep the bus clean.**
- 5. Violence is prohibited.**
- 6. Remain seated.**
- 7. No smoking.**
- 8. Keep your hands and head inside the
bus.**
- 9. Do not destroy property.**
- 10. For your own safety, do not distract the
driver through misbehavior.**

MISBEHAVIOR ON BUS:

Penalty at discretion of principal depending on circumstances (May include removal from bus for 1 to 10 days or permanent removal from bus by a formal hearing). Serious misbehavior on the bus may also be cause for punishment up to and including suspension or expulsion from school.

TIPS FOR SCHOOL BUS SAFETY



① DRESS RIGHT

Wear bright clothes so that drivers can see you. Don't wear anything that could catch on the bus when you're getting on or off. For example, drawstrings can catch on handrails.

② BE ON TIME

Leave home early enough to avoid having to hurry.

③ STAY OUT OF THE ROAD

Wait for your bus in a safe place. Watch for traffic. Stay away from strangers.

④ WAIT FOR THE BUS TO COME TO A FULL STOP

Board the bus safely — no pushing or shoving. Sit down as soon as you can. It's not safe to stand.

⑤ KEEP THE AISLE CLEAR

Pack your things in a book bag or backpack. Keep your bag on your lap or under your seat. Keep your arms and legs out of the aisle.

⑥ KEEP YOUR HANDS INSIDE THE BUS

Never throw anything out the window. Don't lean against the window.

⑦ LEAVE THE BUS DRIVER ALONE

Don't talk to the bus driver unless it's an emergency. It's OK to talk softly to the person sitting next to you.

⑧ STAY IN YOUR SEAT

Stay seated until the bus comes to a full stop. Then, get off promptly.

⑨ WALK AT LEAST 10 STEPS AHEAD OF THE BUS ALONG THE EDGE OF THE ROAD

Make sure you are at least 10 feet from the bus and you can see the bus driver's face. Never walk behind the bus or close to the wheels or sides.





⑩ WAIT UNTIL THE BUS DRIVER SIGNALS YOU ACROSS

Then, double-check for traffic both ways yourself before crossing.

⑪ TELL THE BUS DRIVER IF YOU DROP ANYTHING

Never reach under or in front of the bus.

HOW TO CROSS SAFELY



MAY NOT BE COPIED FOR RESALE ©1984 NYSED

BUS RULES

1. Observe same conduct as in the classroom.
2. Be courteous, use no profane language.
3. Do not eat or drink on the bus.
4. Keep the bus clean.
5. Cooperate with the driver.
6. Do not smoke.
7. Do not be destructive.
8. Stay in your seat.
9. Keep head, hands and feet inside the bus.
10. Bus driver is authorized to assign seats.

NOTE: For every violation, the bus driver will submit a referral to the proper authority. Students whose names repeatedly appear on referrals shall be referred to the building principal with a recommendation for loss of bus riding privileges and/or suspension or expulsion from school.

PARENT REMINDERS

- ⇒ Have your children use a bookbag or knapsack to carry books and papers. This greatly reduces the chance of anything falling underneath the bus.
- ⇒ Avoid long drawstrings, straps, or mitten strings which could get caught on a handrail or in a bus door.
- ⇒ Large, distracting, or fragile items are not allowed on the bus. (Including pets.)
- ⇒ Students need to be at their bus stop on time. Waiting at each stop will make a bus extremely late, and will not be done.

- ⇒ Only those students living in the Hoosic Valley School District will be allowed to ride. Students cannot bring home friends from another area or school, this includes parochial, and private runs.
- ⇒ All changes in transportation requests must be done in writing.
- ⇒ For safeties sake keep younger siblings and pets away from the bus stop.
- ⇒ Stress the dangers associated with mailboxes. Don't let your son or daughter cross the street to pick up the mail getting on or off the bus.
- ⇒ Remind your child to pay careful attention to only the bus driver. Each child should wait for the driver to signal it's okay to cross the street. Remember: "You see the driver, and the driver sees you!"
- ⇒ Tell your child if the bus driver blows the horn, a child who is crossing the street must GO BACK.

Thank you, parents, for helping us to transport the most precious cargo in the world - our children!

FOLLOW TRAFFIC LAWS

- ⇒ All lanes of traffic must stop for a school bus when the lights above the windows are flashing- *including residential streets, divided highways and school property.* You may not pass a school bus when red lights are on unless waved on by a school bus driver or police officer. The bus driver uses a signal to let children know its safe to cross the road. Do not confuse these signals as an okay to pass the bus.
- ⇒ The amber lights are a warning that the bus is about to stop to pickup or discharge students. You should slow down and prepare to stop. Be cautious, children may be coming from anywhere.
- ⇒ School buses carrying passengers may not turn right on red.
- ⇒ School buses must come to a complete stop at all railroad crossings.

DANGER ZONES

Please take a few moments before school opens this year to go over the danger zones with your child(ren).

FRONT OF BUS - Only when the child is 10 feet in front of the bus is that child out of the danger zone. Under no circumstances should a child go back to retrieve a dropped article.

SIDE OF BUS- If a student can touch the bus as he/ she walks along beside it, he/she is too close to the bus.

REAR OF BUS - *Never* cross or go behind the bus. here students are totally out of the driver's view and view of on coming motorists.

TEACH SAFETY

Help protect your children by teaching them our bus safety rules. The more often they hear them, the more likely they are to remember. With your cooperation, we can maintain our excellent safety record.

- ⇒ Before crossing the road, students should look at the bus driver, wait for the signal to go, check both directions for oncoming traffic, then cross 10 feet in front of bus.
- ⇒ In emergencies, students should exit the bus front door, back door or emergency windows.
- ⇒ Students should know where the fire extinguisher, two-way radio, first- aid kit, and emergency exits are on the bus. If they don't, ask the bus driver.
- ⇒ Students should remain in seats and keep hands and feet inside the bus and out of the aisle.
- ⇒ Students should move in when someone needs a seat, keep hands to themselves, not use profanity of obscene talk, and respect others and their property.
- ⇒ Students should not throw snowballs at the bus or bring snow on the bus.
- ⇒ When waiting for the bus, students should wait quietly and stand back from the corner.
- ⇒ Students should let substitute drivers know where the stop is and whether or not they must cross the road.

Rules of conduct are posted within each bus. Every student is expected to obey them.