

MIDDLE STATES

YEAR 4 SURVEY RESULTS

Scope of the Survey

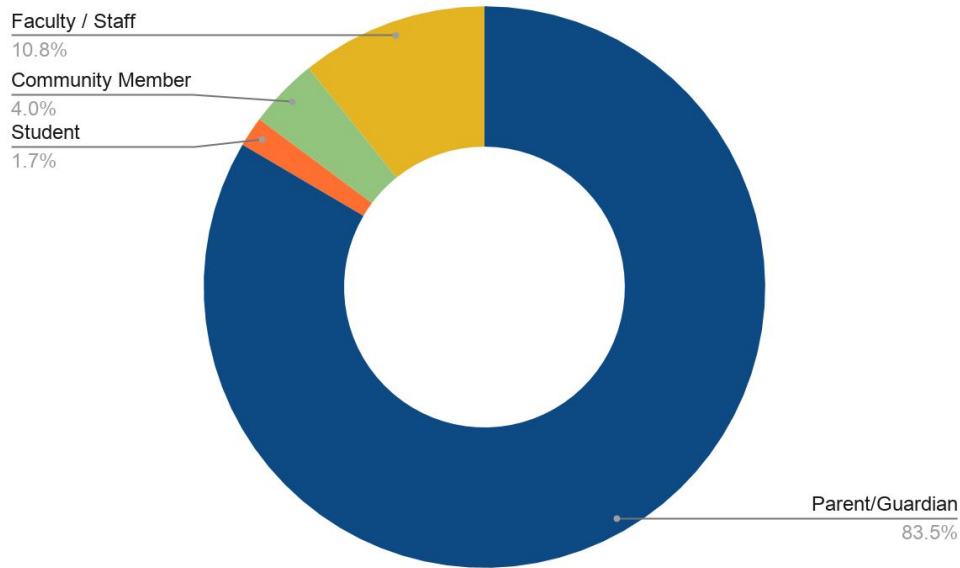
Each year, Comsewogue School District is required to administer an updated Middle States survey to see if we are improving on the areas noted in our original survey from the 2016-2017 school year.

The 2020-2021 Middle States Survey was available for two weeks: Wednesday, October 21st to Wednesday, November 4th. A total of **466** responses were recorded via Google Forms. This is more than double the number of responses from the previous year.

The following pages detail the results of each question from the survey.

Demographics

“I am a...”



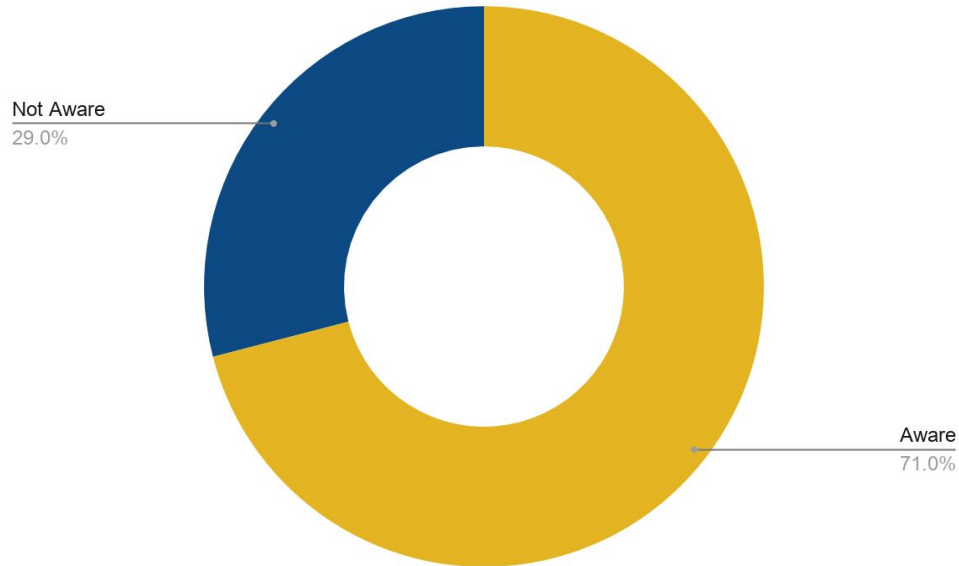
- **462*** Comsewogue Stakeholders
- Fall 2020
- Google Forms

19.7% of 2020 respondents showed interest in joining team. All invited to future meetings.

*Participants more than doubled from the previous years' survey.

Accreditation Awareness

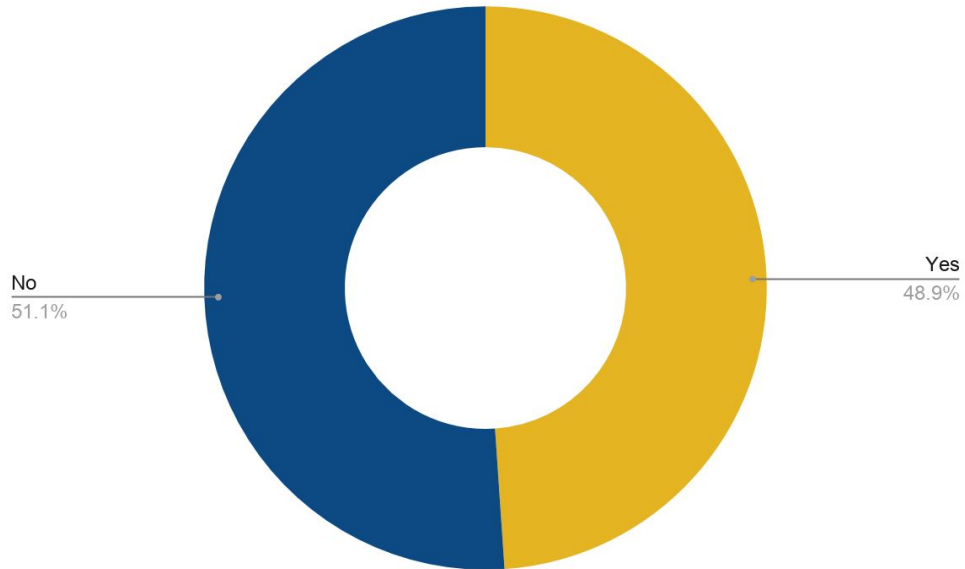
“Are you aware that Comsewogue School District was granted Middle States Accreditation in the 2016-2017 school year?”



Year	% Aware	Net Change
2017	93.6%	-
2018	94.64%	+1.8%
2019	95%	+1.4%
2020	70.9%	-24%

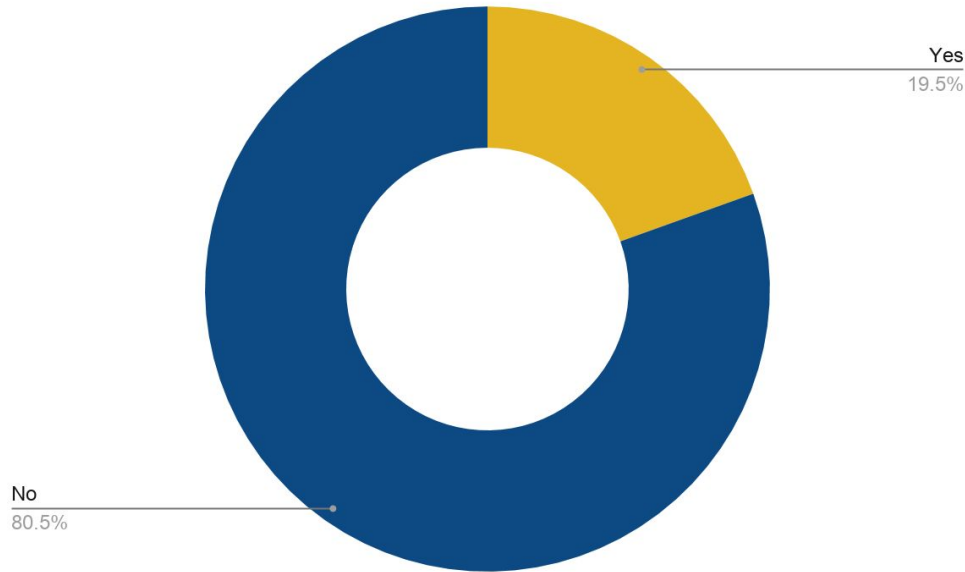
Past Survey Participation

“Have you participated in the survey in prior years?”



Committee Interest

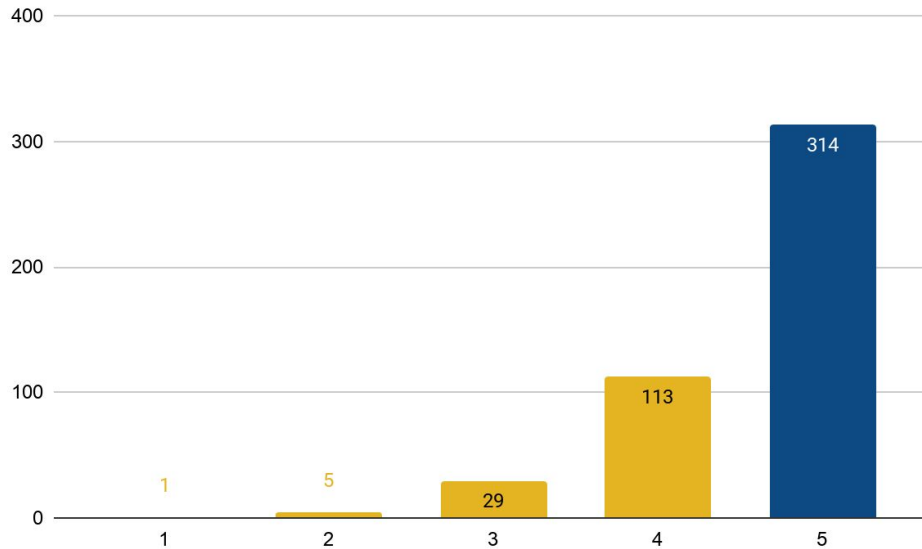
“Would you be interested in serving on this team?”



19.7% of 2020 respondents showed interest in joining team. All who were interested have been invited to future meetings.

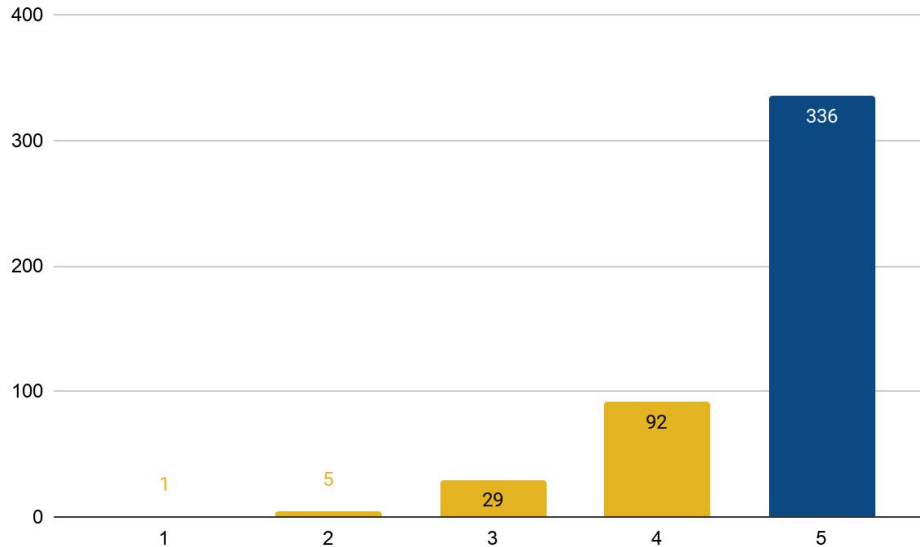
Recent Website Updates

“How helpful have you found the recent website updates (new announcements banner, transcribing phone calls, updating staff directories / emails, etc.)?”



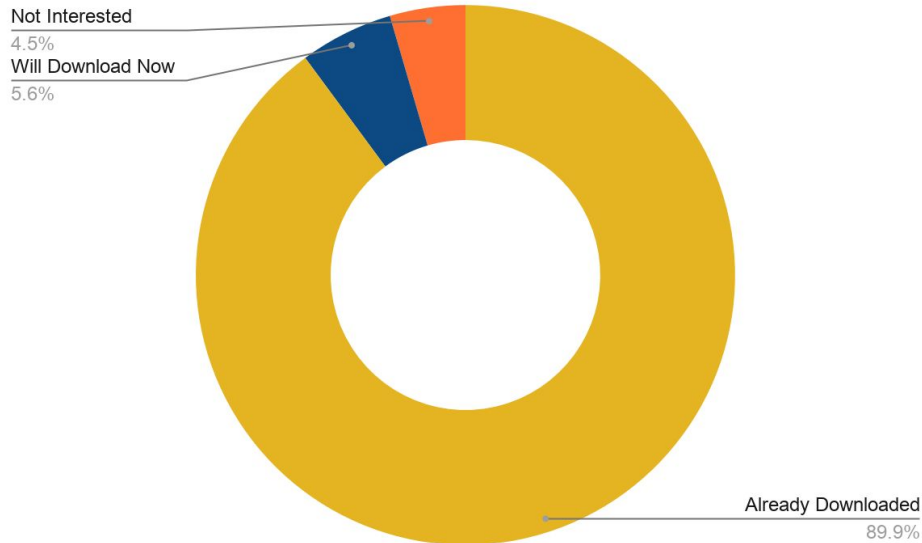
Communication

“As of today, how strongly do you feel Comsewogue School District communicates with stakeholders?”



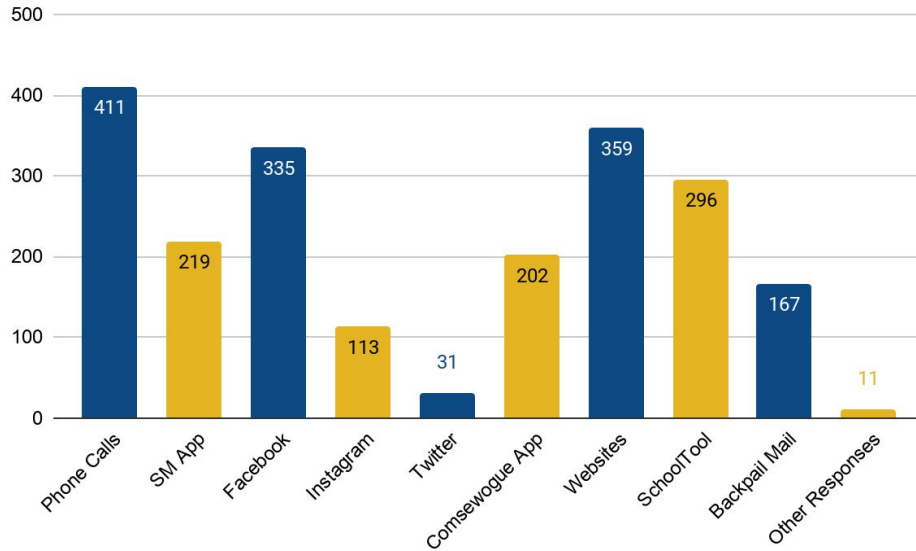
Question 7 | Mobile App

“Are you aware Comsewogue has its own Mobile App on the App Store (iOS Devices) and Google Play Store (Android Devices)?”



Tools / Resources Used

“Besides PTA Meetings, what tool(s) do you use to get information from the District?” Multiple selections were allowed for this question.



Most Useful Tools

“Which tool(s) do you find most useful?” The top 5 most useful tools are listed.

- SchoolMessenger Phone Calls
- SchoolMessenger App
- District / Building Websites
- Facebook
- Comsewogue Mobile App

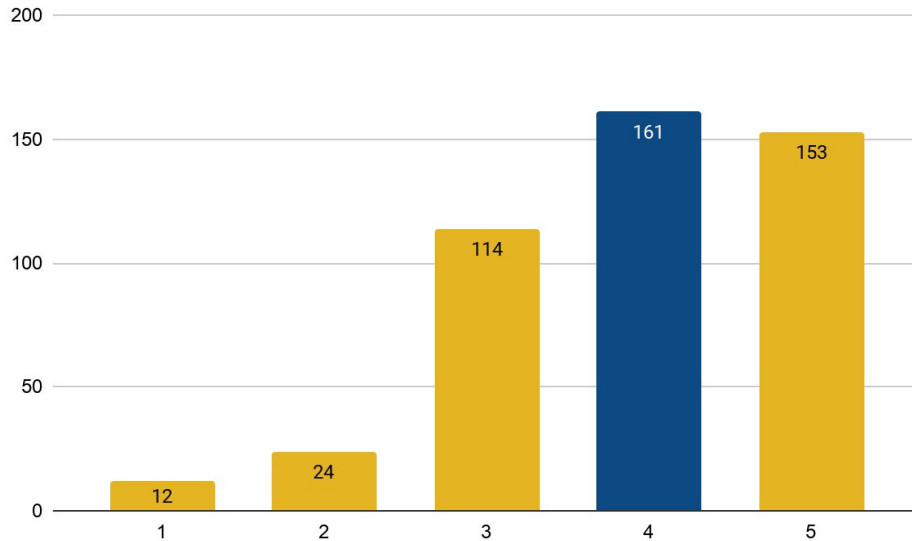
Transparency

“In which ways can we make communication more transparent?”

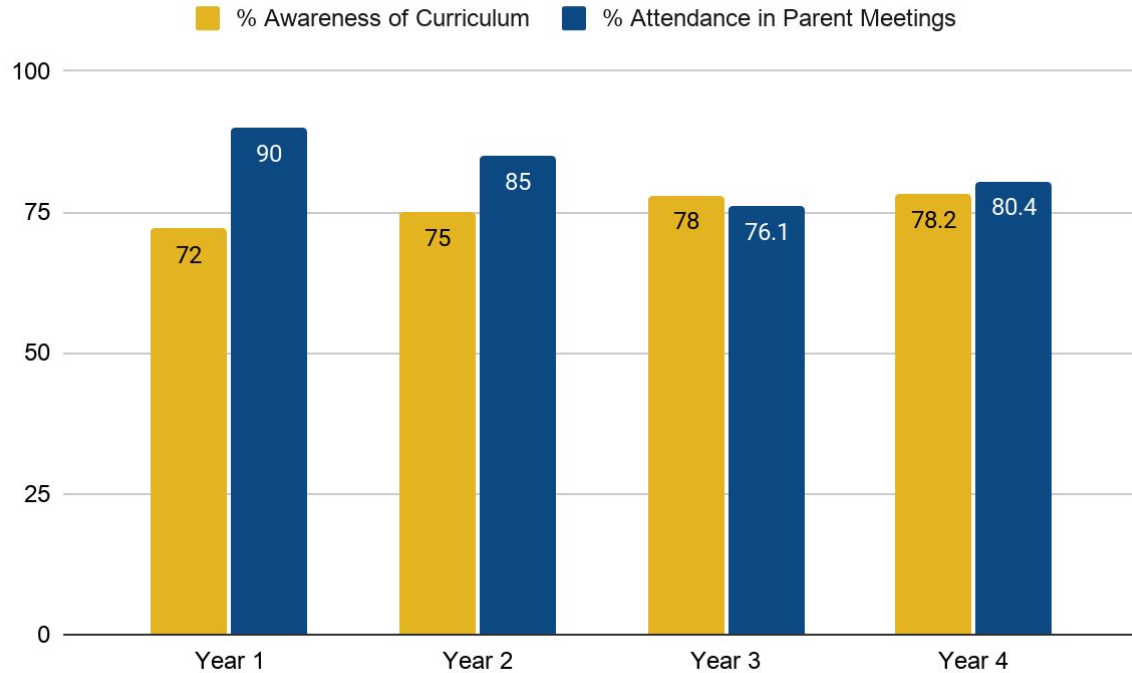
- Send home more information on paper, less social media
- Send home more information via email instead of phone calls
- Continue phone message transcripts on website
- Record & post BOE meetings on Facebook
- Schooltool unfriendly
- Email links for teachers on Comsewogue App
- Differentiate social media pages from school run or parent run

Curriculum & Assessment Awareness

“How aware are you of the curriculum (what is taught) and assessments (how the children are evaluated) in class?”

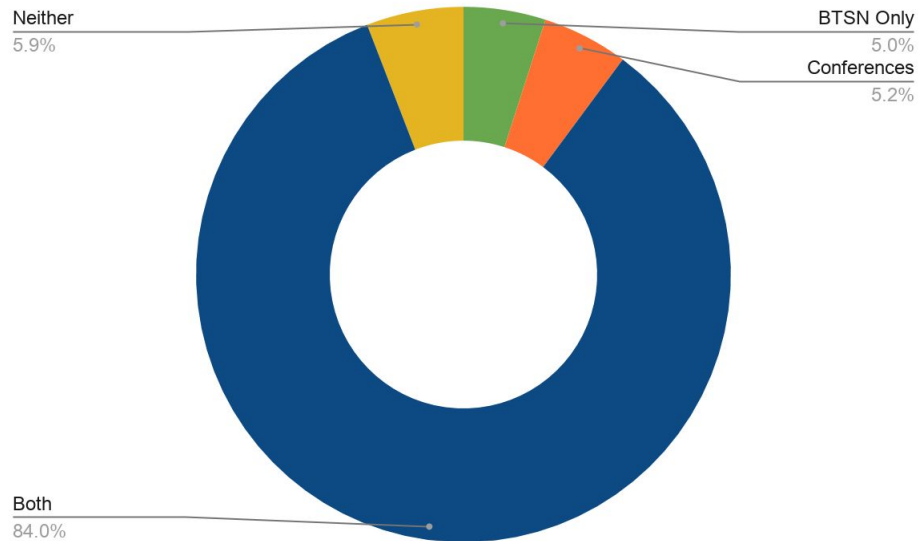


Curriculum Awareness vs. Parent Attendance



Parent/Teacher Communication

“Do you attend Back to School Night / Open House and Parent Teacher Conferences?”



Curriculum, Assessment & Learning at Home

“In which other ways can we improve sharing information about Curriculum and Assessment?”

Majority of comments were positive and enthusiastic, here are some recommendations for improvement...

- Send email blasts with information
- Use comment section on report cards
- Hold Parent Trainings
- Streamline consistency between teachers
- Add curriculum information/syllabus on SchoolTool
- More communication from guidance
- More homework
- Less homework

Data Expanded

Communication with the Community and Stakeholders

Year	Percentage	Net Change in %
2017	78%	
2018	85.2%	+7.2
2019	89%	+11
2020 Goal	89.5%	Goal #1
2020 Result	92.6%	+14.6
2021	?	?
2022	?	?
2023	95.8%	Goal #2

Awareness of Curriculum and Assessment Information

Year	Percentage	Net Change in %
2017	71%	
2018	74.8%	+3.8
2019	78%	+7
2020 Goal	86%	Goal #1
2020 Result	78.2%	+7.2
2021	?	?
2022	?	?
2023	94%	Goal #2

Data Expanded

Advanced Regents Diploma Graduation Rate

Year	Percentage	Net Change in %
2017	41%	
2018	49%	+8
2019	48%	+7
2020 Goal	47%	Goal #1
2020 Result	47.15%	+6.15
2021	?	?
2022	?	?
2023	53%	Goal #2

Comsewogue High School Attendance Rate

Year	Percentage	Net Change in %
2017	96%	
2018	92%	-4
2019	93%	-3
2020 Goal	97%	Goal #1
2020 Result	96.2%	+0.2
2021	?	?
2022	?	?
2023	98%	Goal #2

Data Expanded

Overall ELL Graduation Rate

*Regents Exemptions

Year	Percentage	Net Change in %
2017	21%	
2018	15%	-6
2019	14%	-7
2020 Goal	25%	Goal #1
2020 Result	58.6%*	+37.6
2021	?	?
2022	?	?
2023	29%	Goal #2

Comsewogue High School ELL Attendance Rate

Year	Percentage	Net Change in %
2017	45%	
2018	86%	+41
2019	91%	+46
2020 Goal	50%	Goal #1
2020 Result	92.15%	+47.15
2021	?	?
2022	?	?
2023	55%	Goal #2

Next Steps (Year 4)

Here are the next steps for the Middle States Committee:

- Review Action Plans
- Develop SMART Goals for 2023