

A decorative graphic on the left side of the slide, consisting of a network of light blue lines and small circles, resembling a circuit board or a data network. The lines are vertical and horizontal, with some diagonal connections, and the circles are placed at various points along these lines.

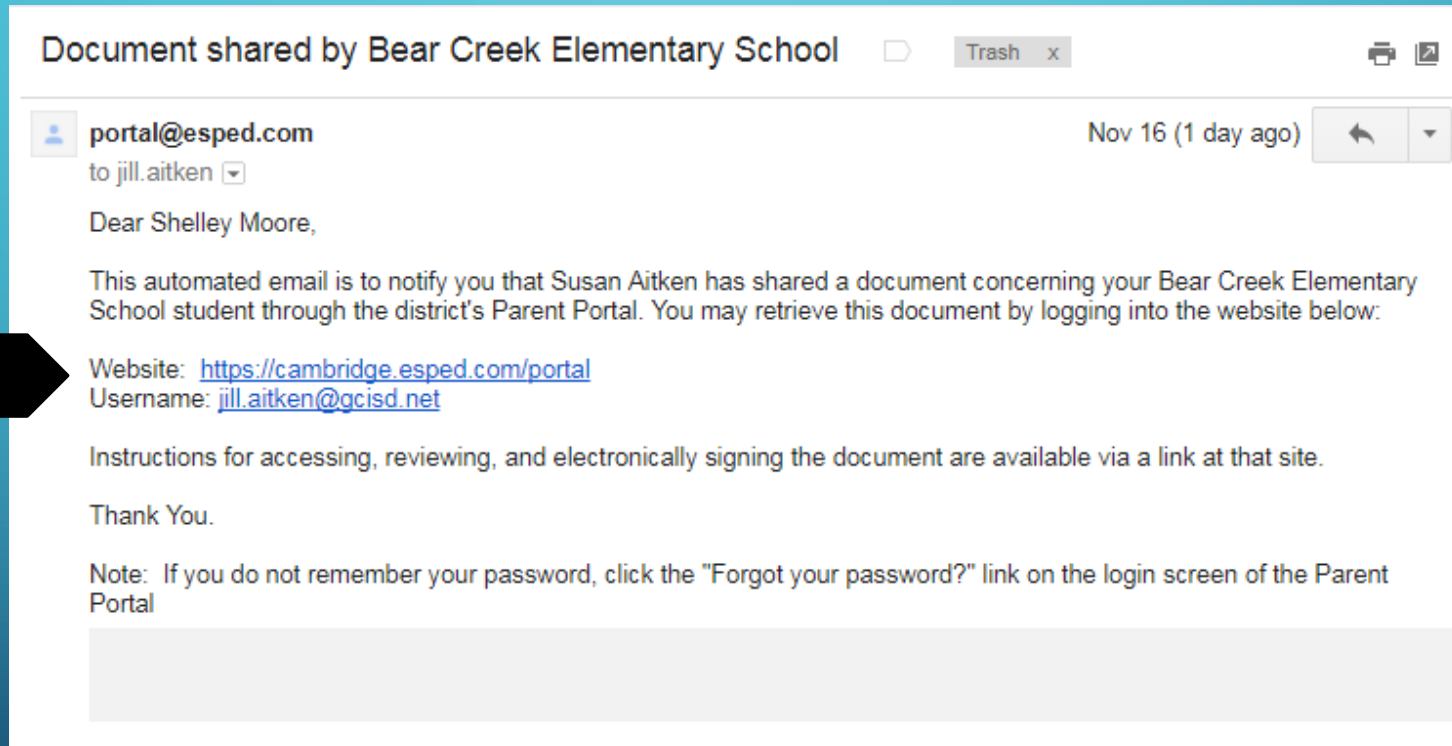
# PARENT PORTAL TUTORIAL

# GENERAL INFORMATION

- The Parent Portal works best with the following Web Browsers: Chrome or Fire Fox. Internet Explorer does not display the reports correctly.
- The reports in the Parent Portal are not easily viewed on Cellular Phones.



# RECEIVING AN EMAIL FROM PORTAL@ESPED

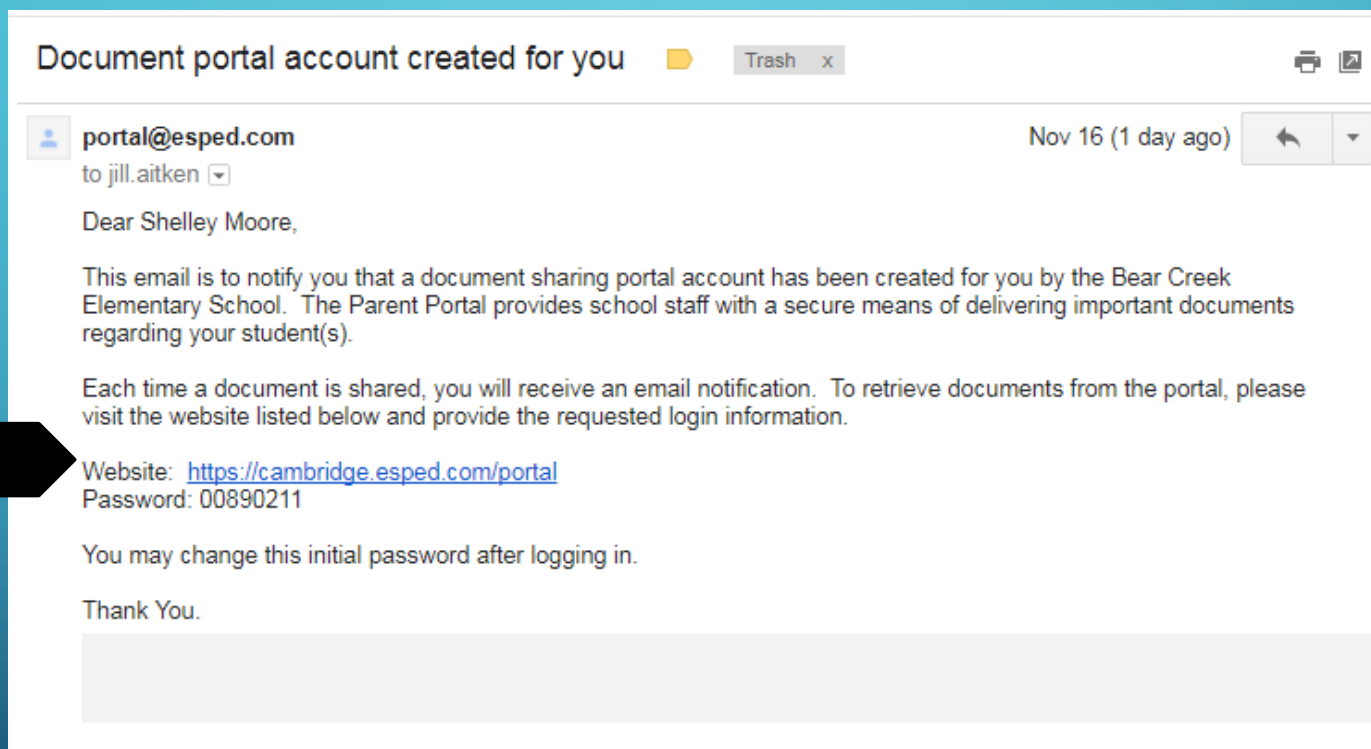










## 2<sup>ND</sup> EMAIL


- This email will immediately follow the 1<sup>st</sup> and it also has the website link.
- Your temporary password is found in this email.

# 2<sup>ND</sup> EMAIL FROM PORTAL@ESPED



Document portal account created for you  Trash x  

 portal@esped.com Nov 16 (1 day ago)  

to jill.aitken 

Dear Shelley Moore,


This email is to notify you that a document sharing portal account has been created for you by the Bear Creek Elementary School. The Parent Portal provides school staff with a secure means of delivering important documents regarding your student(s).

Each time a document is shared, you will receive an email notification. To retrieve documents from the portal, please visit the website listed below and provide the requested login information.

Website: <https://cambridge.esped.com/portal>  
Password: 00890211

You may change this initial password after logging in.

Thank You.



# ACCESSING THE DOCUMENT

- To access the document, click on the website link and enter the username and password they have sent you.
- After you have gotten logged in, be sure and change the password. Please choose something that you will remember, as this will become the password that you will need to use each time you receive an email.

# CHANGING YOUR PASSWORD



jill.aitken@gcisd.net [Logout](#) [Change My Password](#)

Welcome to the eStar Parent Portal

Use this Web Page to review and sign documents the school has provided for you.  
Secured with 2048-bit Encryption

[Show all my documents](#) [Show my new documents](#) [Show documents I should sign](#) | [First](#) [Prev](#) [Next](#) [Last](#) | Documents: 1 - 2 of 2

	Requires a Signature	Your Student(s)		Documents for you to Review	Date	School Comments
1. 📧		1America, Captain	<a href="#">Review</a>	FIE: Determination, FIE: Specific Learning Disabilities, FIE: Speech Impairment	11/16/17 12:09 PM	
2. 📧	<a href="#">Signed, Thank you</a>	1America, Captain	<a href="#">Review</a>	Auto Archive - eStar Full ARD - Full ARD with Supplements, R20 Schedule of Services	11/16/17 11:57 AM	Please review.

[Go to Top](#)

© 2017 Frontline Technologies Group, LLC. All Rights Reserved.



# SIGNATURE REQUIRED

- You may be sent documentation that says a signature is required. You will not be physically signing the documents. It will be an electronic signature and you will see a dialogue box that reads “ *Clicking the ‘Commit’ button below will submit this document as an official electronically signed original. By clicking the ‘Commit’ button, you acknowledge and understand that your electronic signature on this document is legally binding to the same extent as a hand written ink signature on a paper document*”.
- You can review the documents before clicking the ‘Commit’ button.

# DOCUMENTS THAT YOU WILL RECEIVE

- Notice of Meeting – please print, sign the signature page and return it prior to the meeting. It can be returned electronically with signature or returned to school.
- ARD and FIE/ASSESSMENT Documentation
- Consents to be printed, signed and returned
- Progress Reports